

## 2012 State Indicators and Rating for Maritime Academy of Toledo, The

IRN: 000770  
 School Type: High School  
 Address: 803 Water St  
 Toledo, OH 43604-1831

District: Maritime Academy of Toledo, Th  
 County: Lucas  
 ITC: NWOCA  
 Feeder School: --

### State Test Results

		# Students Took Test	# At Least Proficient	% Proficient	State Standard	State Indicator Met?
<i>3rd Grade</i>	Reading	0	0	NC	75.0%	--
	Mathematics	0	0	NC	75.0%	--
<i>4th Grade</i>	Reading	0	0	NC	75.0%	--
	Mathematics	0	0	NC	75.0%	--
<i>5th Grade</i>	Reading	7	6	NC	75.0%	--
	Mathematics	7	5	NC	75.0%	--
	Social Studies	0	0	NC	75.0%	--
	Science	7	5	NC	75.0%	--
<i>6th Grade</i>	Reading	11	8	72.7%	75.0%	NOT MET ❌
	Mathematics	11	6	54.5%	75.0%	NOT MET ❌
<i>7th Grade</i>	Reading	18	14	77.8%	75.0%	MET ✅
	Mathematics	18	11	61.1%	75.0%	NOT MET ❌
	Writing	0	0	NC	75.0%	--
<i>8th Grade</i>	Reading	20	17	85.0%	75.0%	MET ✅
	Mathematics	20	15	75.0%	75.0%	MET ✅
	Social Studies	0	0	NC	75.0%	--
	Science	20	14	70.0%	75.0%	NOT MET ❌
<i>10th Grade</i>	Reading	28	20	71.4%	75.0%	NOT MET ❌
	Writing	28	24	85.7%	75.0%	MET ✅
	Mathematics	28	20	71.4%	75.0%	NOT MET ❌
	Social Studies	28	20	71.4%	75.0%	NOT MET ❌
	Science	28	16	57.1%	75.0%	NOT MET ❌
<i>11th Grade</i>	Reading	18	16	88.9%	85.0%	MET ✅
	Writing	18	17	94.4%	85.0%	MET ✅
	Mathematics	18	14	77.8%	85.0%	NOT MET ❌
	Social Studies	18	17	94.4%	85.0%	MET ✅
	Science	18	16	88.9%	85.0%	MET ✅

[Analyze...](#)

#### Attendance Rate

The state standard is 93.0%

Aggregate Attendance	24,884
Aggregate Membership	25,892
Attendance Rate	96.1%
State Indicator Met?	MET <span style="color: green; font-size: 1.2em;">✅</span>

[Analyze...](#)

#### 4-Year Cohort Graduation Rate

The Graduation Rate indicator is based on the previous school year's adjusted cohort graduation rate. The state standard is 90.0%.

# Graduates	11
# in Graduation Cohort *	23
Graduation Rate	47.8%
State Indicator Met?	NOT MET <span style="color: red; font-size: 1.2em;">❌</span>

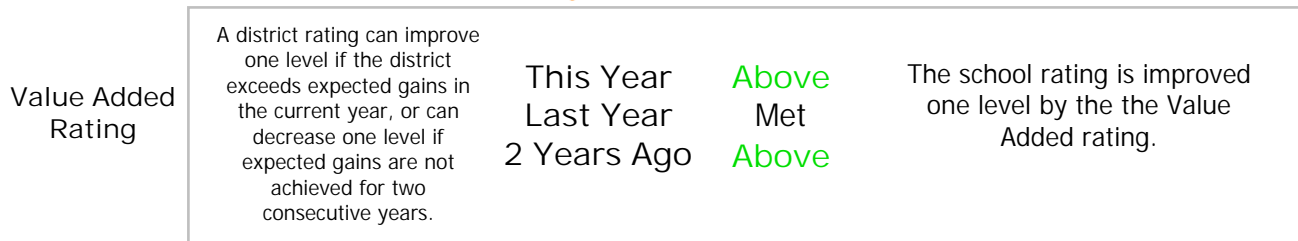
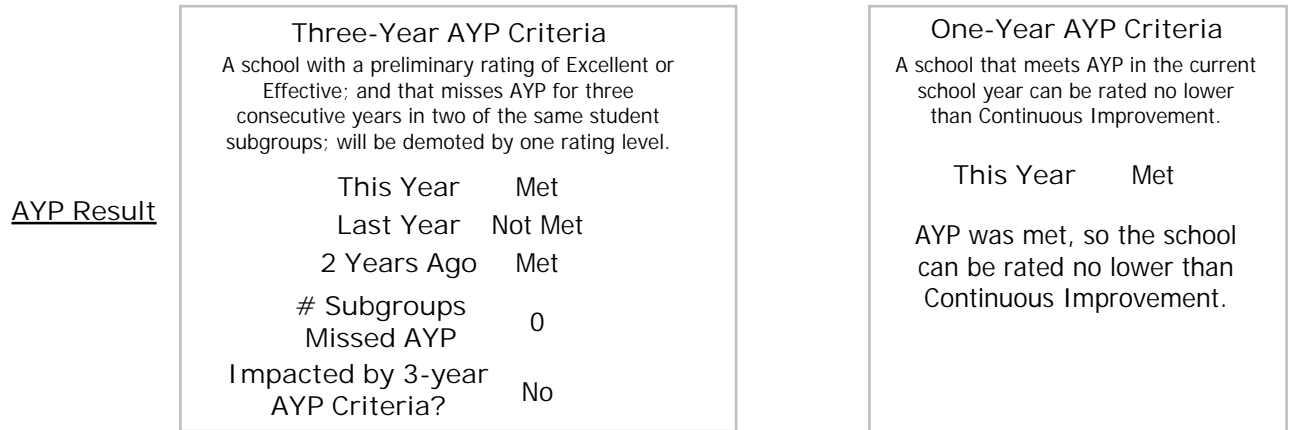
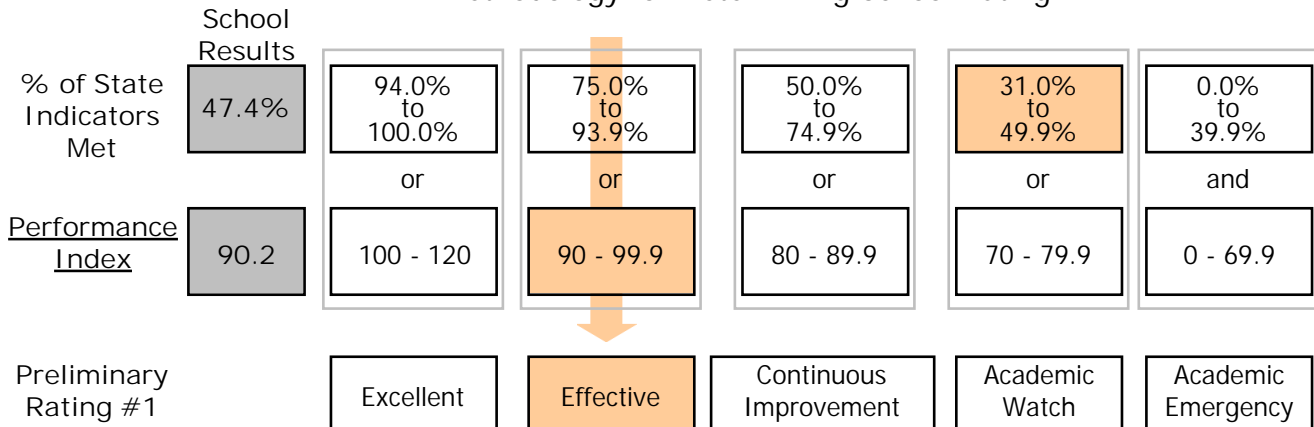
\* Graduation Cohort = 1st time 9th graders + students transferred in - students transferred out

[Analyze...](#)

Your school met 9 out of 19 indicators (47.4%)

## School Rating: Excellent

### Methodology for Determining School Rating



## Final Rating: Excellent